




StarseedFX.com

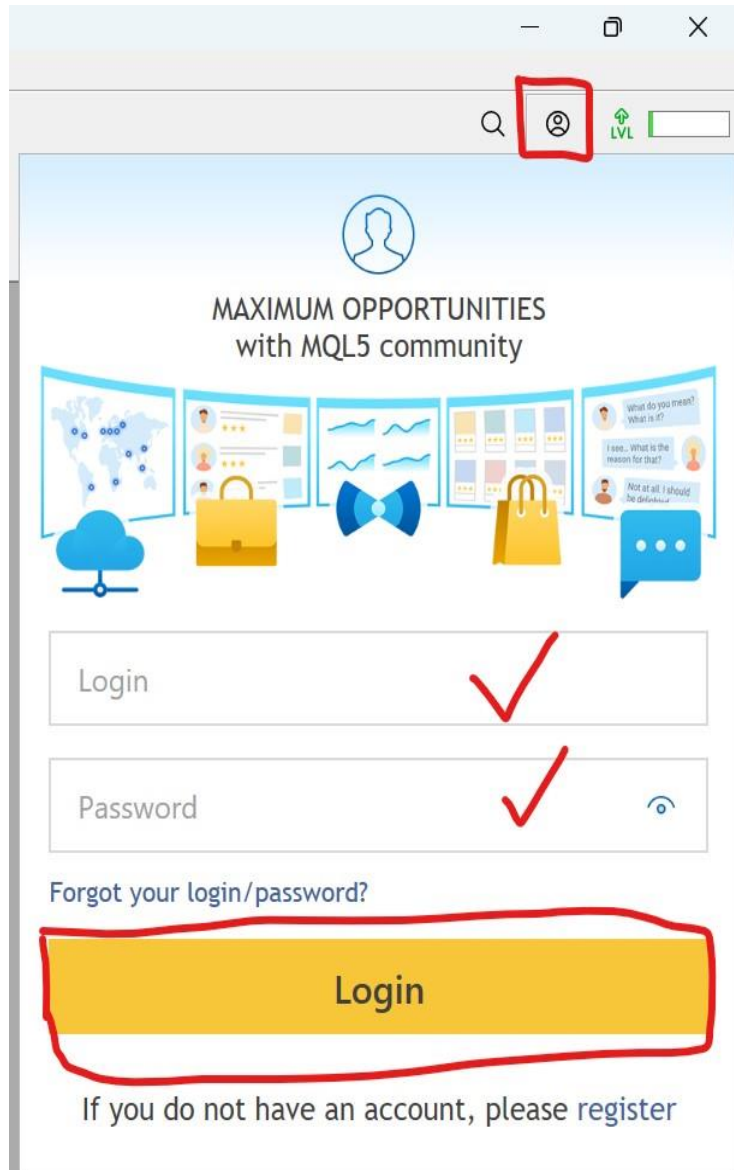
StarseedFX Smart Trading Tool

Installation Guide for MT5 Platform




Thank you so much for choosing StarseedFX Smart Trading Tool! We really appreciate your purchase. We're here to help make your trading experience a breeze, especially when it comes to trading Order Blocks with our Alert Service. Now, let's take the next step together and set up the tool to get it up and running smoothly for you.





Login to your MQL5 account on your MT5 Platform
(PC)






The screenshot shows a trading platform interface. On the left, the 'Market Watch' table displays various currency pairs with their bid, ask, and daily change percentages. A red box highlights the 'Market' icon in the top toolbar, with a red '1' below it. On the right, the 'Market' search results window shows 'StarseedFX' as the top result. A red box highlights the search input field containing 'StarseedFX', with a red '2' below it. A red arrow points from the search results to the StarseedFX logo.

Symbol	Bid	Ask	Daily ...
AUDNZD	1.102...	1.102...	0.04%
AUDCAD	0.897...	0.898...	-0.37%
AUDCHF	0.686...	0.686...	-0.42%
AUDJPY	89.194	89.200	-1.07%
CHFJPY	129.9...	129.9...	-0.64%
EURGBP	0.861...	0.861...	0.30%
EURAUD	1.523...	1.523...	0.56%
EURJPY	135.9...	135.9...	-0.54%
EURCHF	1.046...	1.046...	0.10%
EURNZD	1.680...	1.680...	0.56%
EURUSD	1.050...	1.050...	-0.07%

Click the **Market icon**, then search StarseedFX, and press enter.




Category

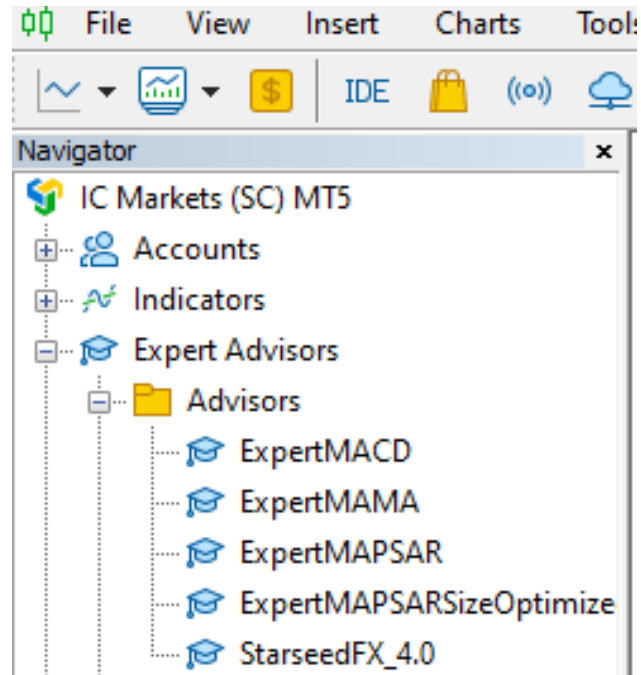
Product is purchased, but not downloaded yet

Install


[Utilities](#)

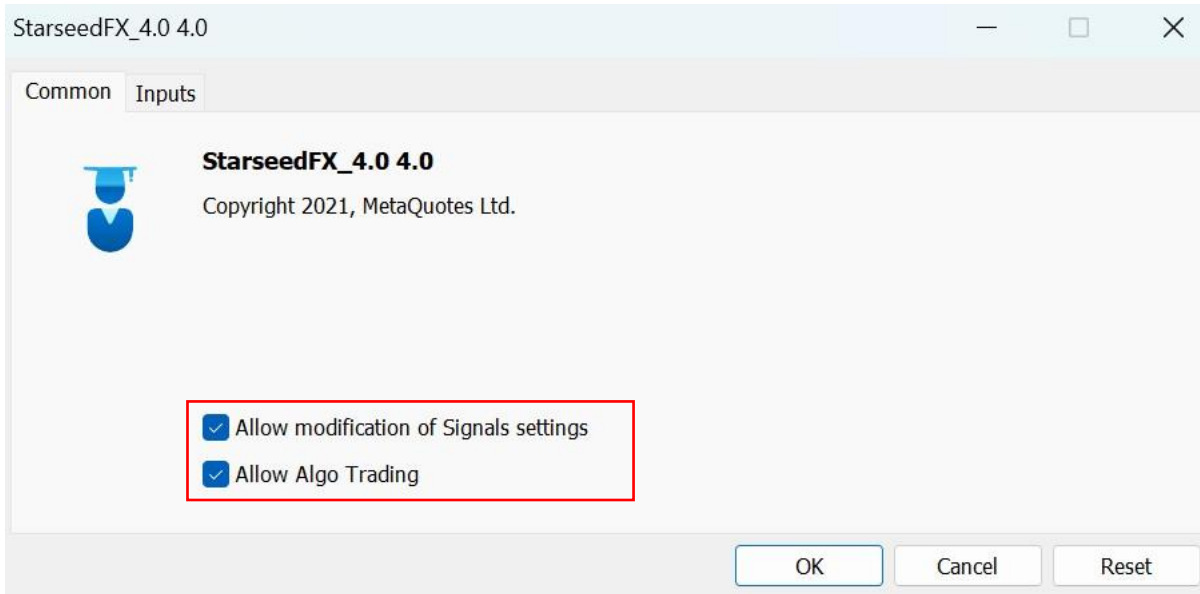

Press **Install** Button





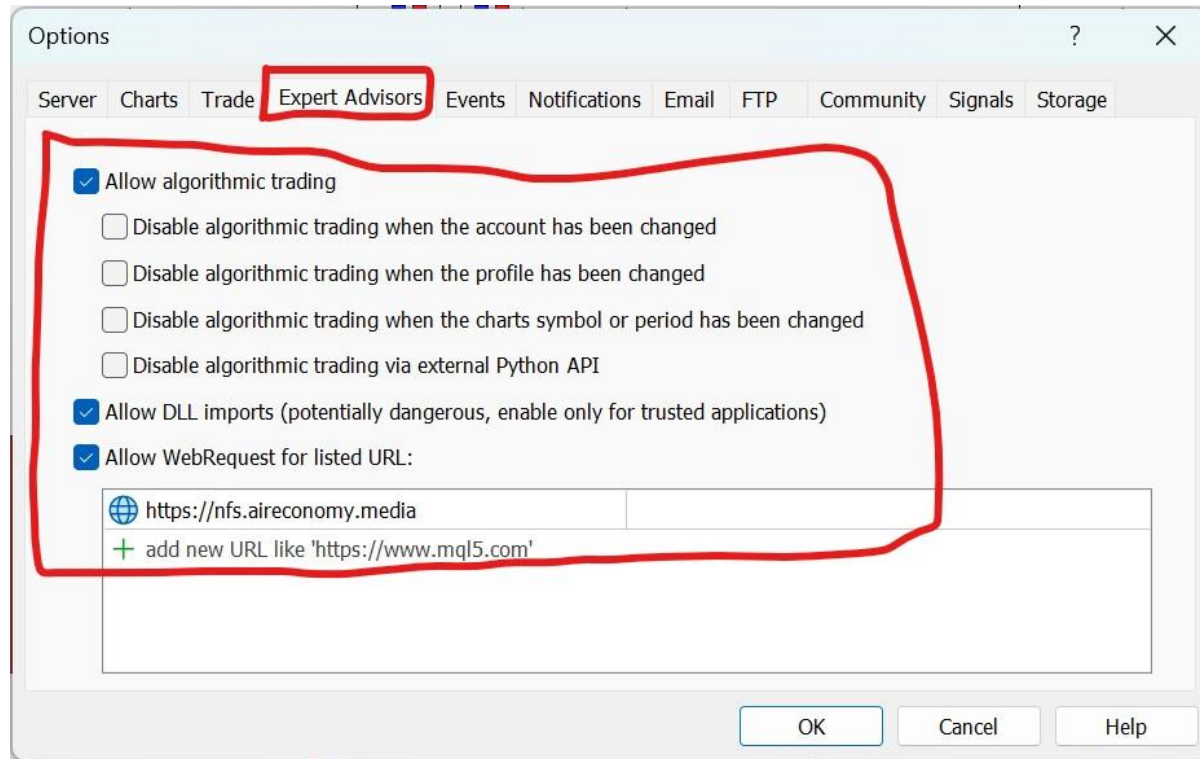
On the Navigator (**CTRL+N**), Drag and Drop the Tool from **Expert Advisors > Market** to the chart.





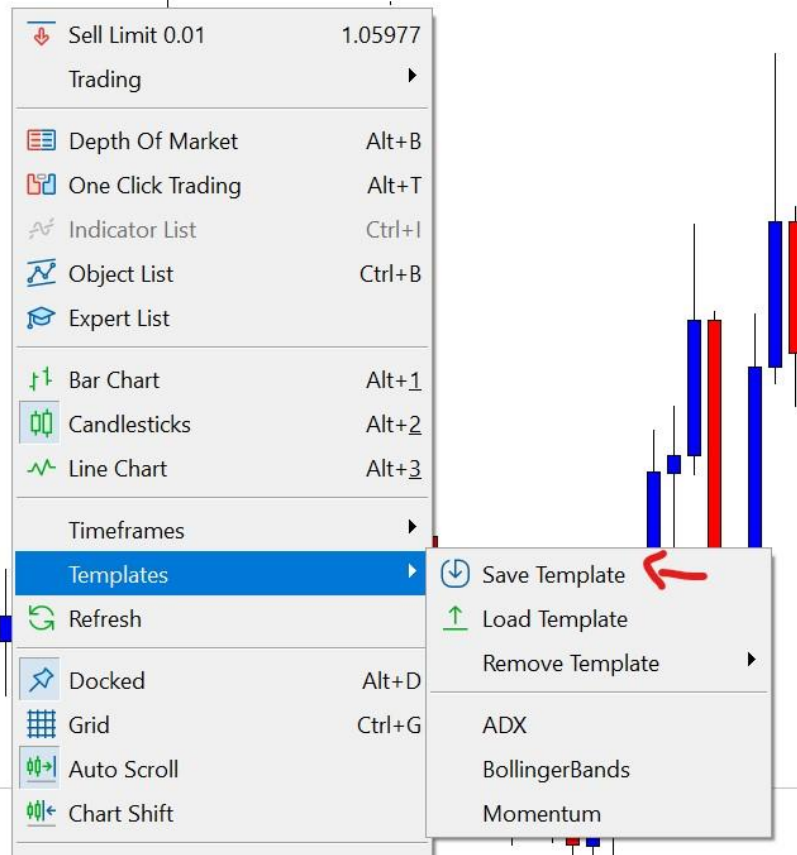
Check this two button, then press OK.





Then go to menu on on the top left above: **Tools > Options > Expert Advisors** tab, follow the settings like this

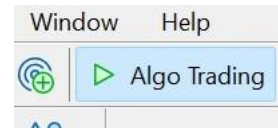




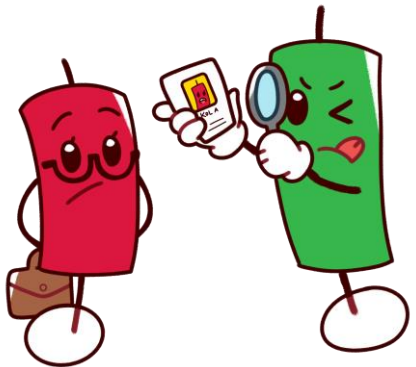
On the chart, **Right Click > Templates > Save Template**

Then save the template name: **Default.tpl**

So every time you open the chart it will auto load the current settings.



← And also click this



Congratulations!

Now you already configure the StarseedFX Smart Trading Tool correctly.

If you have more question, don't hesitate to reach out at:



[@AznanAlsidik](https://www.instagram.com/AznanAlsidik)



support@starseedfx.com

aznan@starseedfx.com

[Click here](#) for link to the FAQ

